

CLASSIC  
COLLECTION



**Relyon**<sup>®</sup>

The best beds in the world

## RELYON - THE MASTER BED MAKERS

Founded in 1858 by a Somerset family of wool merchants, the Price Brothers and Co. business developed 100% wool mattresses that were of such high quality, they became known as mattresses that you could truly 'rely-on' for a good night's sleep.

And so the Relyon name was born out of a reputation for hand crafting wonderfully comfortable mattresses. These traditional skills are still used today to create an outstanding choice of handmade products.

The Classic Collection comprises of nine pocket sprung mattresses upholstered with the finest upholstery fillings including cashmere, silk, lambswool and natural latex creating a collection of mattresses all offering superb luxury, comfort and support.

The Classic Collection is endlessly customisable and can be individually tailored to suit all of your unique requirements and individual tastes, whilst delivering undeniable elegance to any bedroom.



## SELECTING THE RIGHT MATTRESS

On average, we spend a third of our lives in bed. This is a well-used phrase, but without sleep we wouldn't be able to perform our usual daily routines. For this reason it is important to find a mattress that is suited to you and your partner so that you wake every morning feeling refreshed and revitalised ready for the new day.

Perfect support is achieved when your spine is in neutral alignment. This applies when standing, sitting or lying down, perfect posture is the key to a good night's sleep.

### Too Soft

Spine is out of neutral alignment. The spine bows downwards creating pressure around the hips and lower back.



### Perfect Support

Spine is neutral and in line. The heavier parts of the body, the knees, hips and shoulders are correctly supported.



### Too Firm

Spine is out of neutral alignment. Spine bows upwards creating pressure around the shoulders and knees.



## IT'S WHAT'S INSIDE THAT COUNTS

### Spring into comfort

At the heart of all our Classic mattresses is the Relyon classic pocket spring, manufactured at our factory in Wellington, Somerset. Comfort is never determined by a number. All of our pocket spring systems are considerably engineered using the latest steel alloys, the perfect wire gauge, tension and geometry. The result? The perfect pocket spring designed to work in harmony with your body.

The individual springs are encased in their own separate pockets, permitting them to move independently, continually supporting your body shape and weight even as you move around.

A pocket sprung mattress is a great choice if you or your partner tend to turn a lot during the night. In mattresses with a double layer of pocketed springs, the upper springs shape to the body contours while the lower layer absorbs changes in weight distribution for the ultimate in comfort and support.



### Naturally comfortable

Drawing upon the many years of bed making experience, we understand the intricacies of layering different upholstery blends upon the core pocket springs, to create a range of supremely comfortable beds, which will meet the comfort needs of any individual.

Carefully selected natural fillings are chosen for their unique breathable and moisture management properties keeping the mattresses fresh and dry, whilst providing luxurious levels of comfort and softness.

Our Classic Collection remains true to our natural heritage by using a wide array of sustainable natural fibres. Cashmere, silk, wool, latex, cotton and lambswool featuring throughout the range.


## SLEEPING SOUNDLY WITH RELYON

### Sound quality

Our journey to make the best beds in the world does not start on a production line, it starts with our suppliers, whom we work with to ensure we only ever select the very best ingredients for our luxury beds.

Quality without compromise is at the heart of everything we do, which is why we were the first bed manufacturing company to be awarded a highly prestigious Manufacturing Guild Mark by the Worshipful Company of Furniture Makers.

We are also proud to be part of The National Bed Federation. Every NBF Approved member manufacturer has been audited by FIRA International against NBF's strict code of practice, which sets out criteria for ensuring processes and procedures are in place for supply chain scrutiny and compliance with regulatory compliance.



### Environmentally sound sleep


Today our sustainable and environmental credentials remain as strong as ever. We continually invest in reducing our energy and water consumption and were the first bed manufacturing company to fit low energy lighting across our entire manufacturing estate.

The timber we source is FSC® certified, showing that we comply with the highest standards on the market. We purchase all our energy from 100% green tariffs and transport our products on the most fuel efficient and aerodynamically sound distribution fleet available. All this and more because we want you to sleep soundly knowing our beds do not cost the earth.


## HENLEY NATURAL LUXURY PILLOWTOP


The top in our Pillowtop Collection is a sumptuous and elegantly upholstered mattress that delivers sublime comfort through the clever combination of natural wool, pashmina and alpaca, plus an impressive 3000 individual pocketed springs to keep you fully supported while you sleep.





- 


**3000**  
Pocketed springs  
in a 150x200cm mattress
- 


Firm edge support
- 


Pillowtop layer  
featuring mini  
springs
- 

100% British wool  
mountain bred
- 

100% British wool  
valley bred
- 

Wool, pashmina  
and alpaca layer
- 

No turn mattress
- 

4 Rows of side  
stitching
- 

Hand tufted  
with wool tufts

Sizes Available		Spring count	Weight rounded to the next greater whole kg
Single	90 x 190cm	1687	29
Small Double	120 x 190cm	2588	38
Double	135 x 190cm	2588	43
King	150 x 200cm	3000	50
Super King	180 x 200cm	3630	60


Mattress border height 38cm\*


\*includes 6cm maximum tolerance for loft of fillings in a pillowtop mattress


## CHILTERN NATURAL LUXURY PILLOWTOP


This splendid pillowtop offers cushioning layer upon layer of natural fillings combined with 2500 pocketed springs for targeted support and increased comfort.




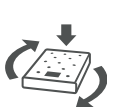
- 


**2500**  
Pocketed springs  
in a 150x200cm mattress
- 


Firm edge support
- 

Pillowtop layer  
featuring mini  
springs
- 

100% British wool  
mountain bred
- 

Wool and alpaca  
layer
- 

No turn mattress
- 

3 Rows of side  
stitching
- 

Hand tufted  
with wool tufts

Sizes Available		Spring count	Weight rounded to the next greater whole kg
Single	90 x 190cm	1475	28
Small Double	120 x 190cm	2206	37
Double	135 x 190cm	2206	41
King	150 x 200cm	2500	48
Super King	180 x 200cm	3081	57

Mattress border height 36cm\*

\*includes 6cm maximum tolerance for loft of fillings in a pillowtop mattress

## BOURTON NATURAL LUXURY PILLOWTOP

This plump pillowtop boasts 2150 supportive pocketed springs plus deep layers of natural wool and silk to help you sleep peacefully throughout the night.



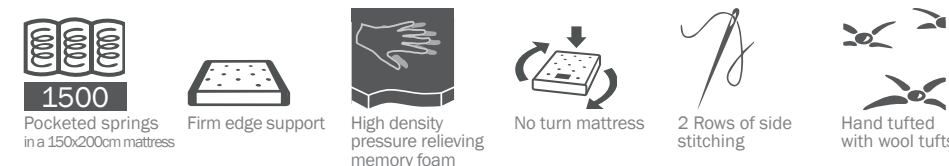
Sizes Available		Spring count	Weight rounded to the next greater whole kg
Single	90 x 190cm	1290	25
Small Double	120 x 190cm	1943	34
Double	135 x 190cm	1943	38
King	150 x 200cm	2150	44
Super King	180 x 200cm	2755	53

Mattress border height 33cm\*

\*includes 6cm maximum tolerance for loft of fillings in a pillowtop mattress

## RUFFORD MEMORY POCKET

This mattress guarantees outstanding comfort through pressure relieving memory foam and boasts 1500 pocketed springs for long-lasting support.



Sizes Available		Spring count	Weight rounded to the next greater whole kg
Single	90 x 190cm	832	24
Small Double	120 x 190cm	1312	31
Double	135 x 190cm	1312	35
King	150 x 200cm	1500	41
Super King	180 x 200cm	1836	49

Mattress border height 27cm\*

\*includes 2cm maximum tolerance for loft of fillings in a no turn mattress

# HEYFORD ORTHO 1500

Firmer orthopaedic support is cleverly achieved in this mattress by combining supportive pocketed springs with generous layers of luxurious natural cotton fillings.



- 1500**  
Pocketed springs in a 150x200cm mattress
- Firm edge support
- Cooling natural cotton blend
- Hypo-allergenic superflex foam
- Durable cotton foundation
- Turnable mattress
- 3 Rows of side stitching
- Hand tufted with wool tufts

Sizes Available		Spring count	Weight rounded to the next greater whole kg
Single	90 x 190cm	832	36
Small Double	120 x 190cm	1316	45
Double	135 x 190cm	1312	38
King	150 x 200cm	1500	49
Super King	180 x 200cm	1836	79

Mattress border height 32cm\*

\*includes 4cm maximum tolerance for loft of fillings in a turnable mattress

# BARTON ORTHO 1000

This supportive pocket sprung mattress delivers reliably firm orthopaedic support every night as well as offering sumptuous comfort.



- 1000**  
Pocketed springs in a 150x200cm mattress
- Firm edge support
- Cooling natural cotton blend
- Hypo-allergenic superflex foam
- Turnable mattress
- 2 Rows of side stitching
- Hand tufted with wool tufts


Sizes Available		Spring count	Weight rounded to the next greater whole kg
Single	90 x 190cm	620	26
Small Double	120 x 190cm	820	35
Double	135 x 190cm	930	39
King	150 x 200cm	1000	46
Super King	180 x 200cm	1287	55

Mattress border height 29cm\*

\*includes 4cm maximum tolerance for loft of fillings in a turnable mattress

## LUXURY SILK 2850

The Luxury Silk 2850 has a combined spring count of 2850 from the pocket springs in the heart of the mattress and mini pocket springs in the pillowtop that help distribute weight evenly, minimising pressure on the body and resulting in an undisturbed night's sleep. Cashmere and silk elevate the levels of plush comfort in this truly sumptuous mattress.



Sizes Available		Spring count	Weight rounded to the next greater whole kg
Single	90 x 190cm	1611	24
Small Double	120 x 190cm	2237	31
Double	135 x 190cm	2500	35
King	150 x 200cm	2850	41
Super King	180 x 200cm	3507	49

Mattress border height 26.5cm\*

\*includes 2cm maximum tolerance for loft of fillings in a no turn mattress

## LUXURY ALPACA 2550

The Luxury Alpaca 2550 combines pocket springs for perfect anatomical support with layered natural fillings for indulgent comfort. Wool, pashmina and alpaca also chosen for their breathability and moisture-wicking properties make this mattress an expertly handcrafted mattress that will deliver years of peaceful sleep.




Sizes Available		Spring count	Weight rounded to the next greater whole kg
Single	90 x 190cm	1440	23
Small Double	120 x 190cm	1938	29
Double	135 x 190cm	2213	35
King	150 x 200cm	2550	41
Super King	180 x 200cm	3128	49

Mattress border height 32cm\*

\*includes 2cm maximum tolerance for loft of fillings in a no turn mattress

## LUXURY PASHMINA 2350

This handcrafted pocketed mattress offers enhanced resilience and supports a rejuvenating night's sleep. The pocket springs adapt perfectly to the shape of your body, while its refined blend of natural fillings; wool and pashmina provide luxurious comfort and softness.



Sizes Available		Spring count	Weight rounded to the next greater whole kg
Single	90 x 190cm	1358	24
Small Double	120 x 190cm	1793	33
Double	135 x 190cm	2036	36
King	150 x 200cm	2350	42
Super King	180 x 200cm	2871	51

Mattress border height 29.5cm\*

\*includes 2cm maximum tolerance for loft of fillings in a no turn mattress

## LUXURY WOOL 2150

This handcrafted no turn mattress combines sensuous softness of natural wool with a satisfyingly supportive feel. Warm in winter and cool in summer, it will enhance the quality of your sleep.



Sizes Available		Spring count	Weight rounded to the next greater whole kg
Single	90 x 190cm	1238	25
Small Double	120 x 190cm	1622	34
Double	135 x 190cm	1870	37
King	150 x 200cm	2150	43
Super King	180 x 200cm	2677	52

Mattress border height 29.5cm\*

\*includes 2cm maximum tolerance for loft of fillings in a no turn mattress





## THE CLASSIC BED OF YOUR DREAMS

The Classic Collection has been designed to make finding your perfect bed as easy as one two three.

### 1) Choose your mattress

The key to owning the perfect mattress is to take your time trying them. Consider your sleeping positions and the most comfortable size. Bear in mind that a larger bed will typically give you more space to enjoy an undisturbed night's sleep.

### 2) Choose your divan

Complement your mattress and refine it's comfort by selecting the Classic divan that suits you best. Consider adding storage to your divan from a selection of drawer options or an ottoman base.

### 3) Choose your headboard and fabric

Your perfect mattress and divan can be tailored to suit your individual taste and home decor with a Classic Collection headboard. Choose from a vast array of stylish fabrics to complete your perfect bedroom.



## DIVAN OPTIONS

The marriage between mattress and divan is very important to your comfort and the choice of divan will fine tune the feel your mattress, whether you wish it to be firmer with a padded top divan or softer with a firm edge sprung divan.

### Firm edge sprung divan



Open coil spring unit sits inside a wooden sided frame. The spring unit softens the comfort of a mattress and the firm edges help prevent "roll off" on the side of the bed.

- Standard height option 41.5cm
- Low height option 32cm
- Medium feel
- Drawer options available on standard height

### Padded top divan



High quality timber frame to provide a firmer feel.

- Height options available; standard or low
- Standard height including castors : 41.5cm
- Low height including castors : 32cm
- Extra firm feel
- Drawer options available

### Padded top ottoman



Ingenious storage solution option, more storage space than a drawer divan.

- Height including castors : 41.5cm
- Manual and electric options available
- Extra firm feel

### Padded top on legs



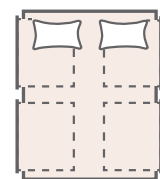
Provides a lower overall height. The solid beech cone legs lift the low profile box base up from the floor for a stylish look.

- Height including legs : 31cm
- Extra firm feel

## SPACIOUS DRAWERS


Storage is a precious commodity in most modern homes. Our superior quality drawers feature steel ball bearing runners for a brilliantly smooth operating action, and are the perfect bedroom tidying solution. All drawer options are available on our sprung edge and padded top divan options.

4 Large drawer set



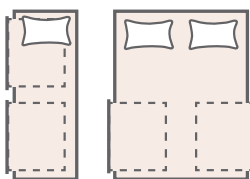
Double and above

2+2 Drawer set  
(2 large and 2 small drawers)



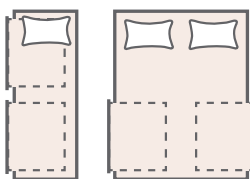
Single

2 Drawer set  
(2 large drawers)



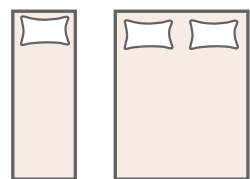
Double and above

2 Drawer set  
(2 large drawers)



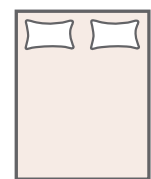
Single

Non storage



Single

Non storage



Double and above

Divan drawer specifications	Width	Length	Height for internal storage	Storage weight limit
Large drawers	77.5cm	51cm	15cm	15kg
Small drawers	37cm	51cm	15cm	15kg

### Drawer Considerations

- Will you be able to open the drawer?
- Do you have bedside tables?
- How much storage do you actually need?

## OTTOMAN STORAGE DIVAN

The padded top ottoman divan is an ideal solution if space is limited in your bedroom as it provides generous storage space for linen, towels or clothes. A king size (150 x 200cm) ottoman divan has six times more space than a two drawer divan. The ottoman divan has gas rams and hand holes to make it easier to open. Suitable for all mattresses in the Classic Collection.



Height including castors	Height for internal storage	Maximum height with the lid open without mattress	Storage weight limit
41.5cm	25cm	141cm	25kg per compartment distributed evenly across the compartment area

## STORAWAY DIVAN

This elegant upholstered Storaway divan provides an abundance of storage space, whilst keeping your bedroom looking sleek and tidy with upholstered valances to hide it all away.



### FRAME DETAILS

	90 x 190cm	135 x 190cm	150 x 200cm	180 x 200cm
Height *including glides	45cm	45cm	45cm	45cm
Apperture Length	173cm	173cm	183cm	183cm
Apperture Height	30cm	30cm	30cm	30cm
Weight	43.5kg	69kg	72kg	87kg

\*Weight storage limit 25kg per divan half



### STORAWAY FABRIC OPTIONS

Available in all Range A and B fabrics, except:

- Bright Silver - 0424
- Aluminium - 0423
- Obsidian - 0425
- Fine Silver - 0416
- Zinc - 0417
- Pebble - 0421
- Teal - 0422
- Air Force Grey 0413
- Russet - 0412

# HEADBOARDS

To personalise and complete your Relyon Heritage mattress and divan we have designed a range of 14 headboards offering a blend of modern, traditional and contemporary styles. Available in a host of fabric options and heights, these beautifully hand-crafted headboards will form the centre piece of your dream bedroom.



## FLOOR STANDING MODELS



**Regal**  
Height 163cm  
Width of bed +25cm  
Depth 26cm



**Chester**  
Height 135cm.  
Width +18cm on width of mattress/divan.  
Depth 16cm.



**Blenheim**  
Height 135cm.  
Width +18cm on width of mattress/divan.  
Depth 16cm.



**Grand**  
Height 135cm  
Width same as bed  
Depth 8cm



**Harlequin**  
Height 135cm  
Width same as bed  
Depth 8cm



**Matrix**  
Height 135cm  
Width same as bed  
Depth 10cm



**Aston**  
Height 135cm.  
Same width as mattress/divan.  
Depth 8cm.



**Oxford**  
Height 135cm.  
Same width as mattress/divan.  
Depth 8cm.



**Burford**  
Height 135cm.  
Same width as mattress/divan.  
Depth 8cm.



**Cambridge**  
Height 135cm.  
Same width as mattress/divan.  
Depth 8cm.

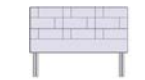


**York**  
Height 135cm.  
Same width as mattress/divan.  
Depth 8cm.

## BED-FIX & FLOOR STANDING MODELS



Santon



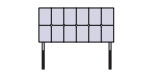
Bed-fix  
Panel height 70cm  
Width same as bed  
Depth 10cm



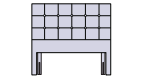
Extra Height  
Height 132cm  
Width same as bed  
Depth 10cm



Consort



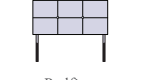
Bedfix  
1 Row of buttons  
Panel height 70cm  
Width same as bed  
Depth 8cm



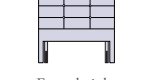
Extra height  
2 Rows of buttons  
Height 135cm  
Width same as bed  
Depth 8cm



Contemporary



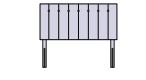
Bedfix  
1 Row of buttons  
Panel height 70cm  
Width same as bed  
Depth 8cm



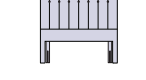
Extra height  
2 Rows of buttons  
Height 135cm  
Width same as bed  
Depth 8cm



Taylor



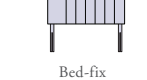
Bed-fix  
Panel height 70cm  
Width same as bed  
Depth 7cm



Extra Height  
Height 132cm  
Width same as bed  
Depth 7cm



Baronial



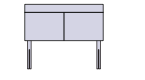
Bed-fix  
Panel height 70cm  
Width same as bed  
Depth 7.5cm



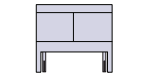
Extra height  
Height 135cm  
Width same as bed  
Depth 7.5cm



Loren



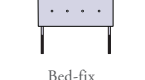
Bed-fix  
Panel height 70cm  
Width same as bed  
Depth 7cm



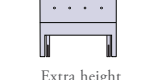
Extra height  
Height 132cm  
Width same as bed  
Depth 7cm



Rydal



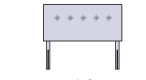
Bed-fix  
2 Rows of buttons  
Panel height 70cm  
Width same as bed  
Depth 8cm



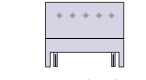
Extra height  
2 Rows of buttons  
Height 135cm  
Width same as bed  
Depth 8cm



Honour



Bed-fix  
Panel height 70cm  
Width same as bed  
Depth 7.5cm



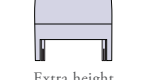
Extra height  
Height 135cm  
Width same as bed  
Depth 7.5cm



August with a curved profile



Bed-fix  
Panel height 70cm  
Width same as bed  
Depth 7cm



Extra height  
Height 132cm  
Width same as bed  
Depth 7cm



Modern



Bed-fix  
Panel height 70cm  
Width same as bed  
Depth 7.5cm



Extra height  
Height 135cm  
Width same as bed  
Depth 7.5cm

## BED-FIX MODELS



**Buttons Bedfix**  
Panel height 58cm  
Width same as bed  
Depth 7cm



**Cirrus Bedfix**  
Panel height 58cm  
Width same as bed  
Depth 7cm



**Contour Bedfix**  
Panel height 58cm  
Width same as bed  
Depth 7cm



**Monroe Bedfix**  
Panel height 70cm  
Width same as bed  
Depth 7cm



**Curve Bedfix**  
Panel height 58cm  
Width same as bed  
Depth 7cm



**Hepburn Bedfix**  
Panel height 70cm  
Width same as bed  
Depth 7cm

## FABRIC OPTIONS

From textured upholstery to luxurious velvets, all in a variety of colours, this wide selection of divan and headboard fabrics offer a stylish solution for any bedroom design. Whether you are looking for a classical divan set in a neutral colour or a coloured statement piece, the collection has a fabric to suit.

### RANGE A FABRICS



### RANGE B FABRICS



The fabric colours in this brochure may vary slightly from the actual colours due to colour replication in the printing process.

# MATTRESS SPECIFICATION

	Henley natural Luxury Pillowtop	Chiltern natural Luxury Pillowtop	Bourton natural Luxury Pillowtop	Rufford Memory Pocket	Heyford Ortho 1500	Barton Ortho 1000	Luxury Silk 2850	Luxury Alpaca 2550	Luxury Pashmina 2350	Luxury Wool 2150	
Key features	Spring count in king size (150 x 200cm) mattress	3000	2550	2150	1500	1500	1000	2850	2550	2350	2150
	Double layer of pocket springs										
	Single layer of pocket springs	✓	✓	✓	✓	✓	✓	✓	✓	✓	✓
	Mini pocket springs	✓	✓	✓				✓	✓	✓	✓
	Mattress border height (cm)	33.5*	33.5*	28.5*	26.5*	31.5*	28.5*	30.5*	32*	29.5*	29.5*
	Rows of side stitching	4	3	3	2	3	2	3	4	3	2
	Quilted mattress border										
	Firm edge support	✓	✓		✓	✓	✓	✓	✓	✓	
	EdgeMax Air										
	Bio-pro fabric treatment										
	Ecool quilted sleeping surface										
	Pillowtop mattress	✓	✓	✓				✓			
	No turn mattress	✓	✓	✓	✓			✓	✓	✓	✓
Turnable mattress					✓	✓					
Upholstery fillings	100% British wool mountain bred	✓	✓								
	100% British wool valley bred	✓									
	Wool, pashmina and alpaca layer	✓						✓			
	Wool and alpaca layer		✓								
	100% British wool layer			✓							✓
	Pure new wool and silk layer			✓							
	Cotton rich foundation support			✓							
	Ultimate Natural Latex										
	Memory Foam with Respire										
	Memory foam				✓						
	Cooling natural cotton blend					✓	✓				
	Hypo-allergenic superflex foam					✓	✓				
	Lambswool layer										
Cashmere and silk layer							✓				
Durable cotton foundation					✓						
Pashmina and wool layer								✓			

\* Including a 6cm maximum tolerance for loft of fillings for pillowtop mattresses, 4cm maximum tolerance for turnable mattresses and 2cm maximum tolerance for non turn mattresses.


# UPHOLSTERED GUEST BED

This elegant upholstered guest bed provides the wonderful combination of style, comfort and practicality. You can personalise the style and comfort of this guest bed to suit you. Available in a choice of colours with two pocketed mattresses. 8 Year guarantee (frames and mattresses).



## Three in one sleeping solution

The Upholstered guest bed can be set up as a single, large double or twin. An ingenious sleeping solution for guest rooms and rooms where space is limited.



# FABRICS



## Pocket mattress

- 620\* Pocket springs
- \*In single size (90 x 190cm) mattress
- Deep soft layer
- Deep luxurious support layer
- Square pattern fluted mattress border
- Hand tufted with felt tufts
- Handles to aid turning
- Vents for ventilation
- 23kg
- Mattress border height 22cm

## Frame details

	75 x 200cm	90 x 200cm
Height (Excludes Headboard)	41cm	41cm
Main frame length	200cm	200cm
Trundle frame length	190cm	190cm
Main frame width	75cm	90cm
Trundle frame width	75cm	90cm
Weight (Main Frame and Trundle)	29kg	35kg
Headboard panel height to top of curve	60cm	60cm

© Relyon Beds Ltd. Station Mills, Wellington, Somerset, TA21 8NN

© Relyon Beds Ltd. not to be copied without permission. All information correct at time of going to print.  
Relyon reserves the right to alter specifications without prior notice.

Classic Collection 2023

**Relyon**<sup>®</sup>

The best beds in the world

[www.relyon.co.uk](http://www.relyon.co.uk)